



Gemini^{PLUS} 550/700 LRI

Dry Block Calibrator



700°C
to
50°C



550°C
to
35°C

The Gemini^{PLUS} LRI (Large Removable Insert) Dry Block range offers industry-leading performance in an easy to use portable package - ideal for the calibration of thermocouples and platinum resistance thermometers.

It differs from the Gemini^{PLUS} models in that it has been designed to have a large *removable* block with eight 8mm pockets, supplied as standard. Alternatively a block can be custom drilled allowing many probes to be calibrated simultaneously without the need for inserts and ensuring excellent temperature uniformity.

Gemini^{PLUS} LRI is available in two models, the BASIC (B) and the SITE (S). The B model includes a sophisticated temperature controller with a dual display for Set Temperature and Dry Block Temperature. The large block has the benefit of higher capacity but with longer heating and cooling times compared to the fast response models such as the Jupiter 650.

The S model includes a built in digital indicator to which an external standard thermometer can be connected giving greater accuracy eliminating temperature gradient and loading errors. For lab accuracy the Gemini^{PLUS} LRI can be used with a high-end temperature indicator such as one of the Isotech True Temperature Indicators (TTI).

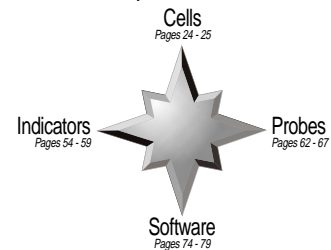
Includes as standard: Windows Software, Computer Interface and a Ramp to Set Point Feature. Increased resolution of ± 0.01 available throughout the range via the PC interface and from 0.01 to +99.99 locally on the auto-ranging front display. The controller features multi-point block to display correction giving good absolute accuracy.

The S model has universal sensor input allowing Platinum Resistance Thermometers, Thermocouples (Types K, N, R, S, L, B, PL2, T, J and E) along with Linear Process Inputs including 4-20mA current transmitters to be displayed on the inbuilt indicator. The indicator can be programmed with up to five calibration points to provide high accuracy digital probe matching. The indicator and controller are both addressable over the communications link.

New! The Site model can now be used with the supplied Cal Notepad software to test thermostats.

Key Features



- **Calibrate Whole Calibration Loop** - using a heat source rather than an electrical simulator a test instrument and probe can be calibrated as a system.
- **High Capacity Insert** - Large removable insert can hold many sensors simultaneously.
- **Custom Inserts Available** - Inserts can be drilled to customer specifications to hold many sensors without the need for packing sleeves or inserts.
- **Simple To Use** - Outstanding Value for Money!
- **S Model Includes Universal Input** - Temperature Indicator allowing for up to five "correction" points to be programmed.
- **Windows Software and PC Interface as Standard.**
- **Free Evaluation Report** - ask for full data or visit www.isotech.co.uk/industrial



Gemini^{PLUS} 550/700 LRI

Dry Block Calibrator

Options

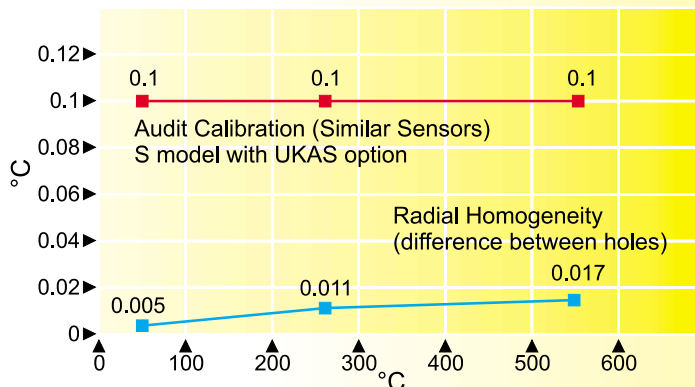
Removable Inserts		
	Gemini ^{PLUS} 550 LRI	976-07-01a Included as Standard <i>Removable insert with eight 8mm pockets</i>
		976-07-01b Blank Insert <i>Insert without pockets for local machining</i>
		976-07-01c Special Insert <i>Contact Isotech with your requirements</i>
Gemini ^{PLUS} 700 LRI		
		976-07-02a Included as Standard <i>Removable block with eight 8mm pockets</i>
		976-07-02b Blank Insert <i>Insert without pockets for local machining</i>
		976-07-02c Special Insert <i>Contact Isotech with your requirements</i>
UKAS Calibration	UKAS Calibration available to Order	
Standard Probe	935-14-72	Platinum Resistance Thermometer for use up to 650°C
	935-14-63	Type N Thermocouple for use up to 700°C
Carrying Case	931-22-65	Sturdy case accommodates the unit with room for accessories

Calibration and Uncertainty

A certificate, traceable to National Standards, is included as standard. Recommended is an optional UKAS five-point calibration.

The accuracy will depend very much on the mode of use and the types of sensor to be used. Please contact Isotech for tutorials and uncertainty calculations and comprehensive evaluation reports. The Gemini^{PLUS} 550/700 LRI meets the Calibration Capacity requirements of EA 10/13, "EA Guidelines on the Calibration of Temperature Block Calibrators".

GEMINI^{PLUS} 550 LRI Performance



For Evaluation Reports, Uncertainty Budgets and Calculations with regard to EA10-13 UKAS etc, please contact Isotech - also <http://www.isotech.co.uk/refer.html>

Model No.	GEMINI ^{PLUS} 550 / 700 LRI	
Temperature Range	GEMINI ^{PLUS} 550 LRI	35°C to 550°C
	GEMINI ^{PLUS} 700 LRI	50°C to 700°C
Absolute stability over 30 minutes	At 35°C	±0.02°C
	At 250°C	±0.03°C
	At 550°C	±0.04°C
	At 700°C	±0.05°C
Computer Interface	Included with Windows Software (page 74)	
Cools from	Gemini ^{PLUS} 550	
550°C to 275°C	132 minutes	
550°C to 60°C	420 minutes	
Heats from	Gemini ^{PLUS} 550	Gemini ^{PLUS} 700
30°C to 550°C	60 minutes	N/A
50°C to 700°C	N/A	120 minutes
Best Performance	See Graph	
Calibration volume	64mm diameter by 160mm deep	
Standard Insert	Eight 8mm diameter pockets all 154mm deep	
Display Resolution	0.01 to 99.99 0.1 100.0 to 700.0 PC can display 0.01 across whole range with the software included	
Indicator units	°C, °F, K	
Power	100 to 120V (50 / 60 Hz) or 200 to 240V (50 / 60 Hz) 1000 Watts	
Overall dimensions	Height	302mm
	Width	176mm
	Depth	262mm
Weight	Gemini ^{PLUS} 550	8.5kg
	Gemini ^{PLUS} 700	18kg
How to Order	Gemini ^{PLUS} 550 or Gemini ^{PLUS} 700 Please specify model type required Please specify voltage required Please specify options required	